

Division One of the
North Central Region of the
National Model Railroad Assoc.



Our mission is to promote education and fellowship through the sharing of information and the promotion of the world's greatest hobby. — **Model Railroading.**

Railroad Item of the Month

Your photo can be here if you just send us one.

SPECIAL SUMMER EDITION

REMEMBER, DIVISION STARTS AT
7:00 PM NOT 7:30 PM
DOORS WILL BE OPEN AT 6:30 PM

Vol. #19
SUM 2015

VIEW FROM THE CAB



It's hard to believe that 2/3 of the summer is already behind us and we are a few weeks away from kicking off the 2015-2016 Division 1 meeting year. I hope you've done more model railroading than I have this summer! This time of the year I never seem to get caught up on mowing, yard work, house projects, and car maintenance. As a result the layout sits idle and my latest projects collect dust on the workbench. That's why I'm always thankful that we have an annual outing, such as the Detroit layout tour in June. We had over 20 members attending and I think everyone got an eyeful of great model railroads before the day was over! If there is enough support and interest, perhaps we could do it again with a new line-up in a different area.

As we approach our first meeting on September 18th, (remember we start at 7:00 pm, not 7:30 pm) we need to give some thought to our bi-annual election. A slate has been nominated to serve the next two years, as follows:

Superintendent – Dave McMullian
Asst. Supt. – Jim Lang
Clerk – John Roth
Agent – Phil Kauffman
Member Services – Steve Kellogg
Director – Ray Huber

Fred Lux is automatically designated as a Director by virtue of his preceding service as Superintendent. The election slate will be submitted to the members for voting at the September meeting. If you would like to volunteer or nominate someone for a position, please reply to me no later than August 31. There will be another issue of the Train Order in September, prior to the meeting, where the final slate will be posted, then we will vote.

Your current board of officers has been planning over the summer and there will be some special announcements at the September business meeting, so be there and tune in! Bring something to show or tell about what you did over the summer regarding model or prototype railroading. We will also have our usual activities: Show-n-Tell, Tools-n-Techniques, and Pics-n-Flics, plus another roundtable discussion, this time on the subject of photography. Now that's a very broad subject, so we will see where you want to take it and cover different aspects at future meetings. Topics could include camera/equipment selection, shooting techniques, lighting, photo editing, backdrops, photo model surfaces, etc. For now, bring your questions, equipment, and know-how regarding any aspects of model and prototype photography.

Do you know a Division 1 member that we have not seen for while? How about a model railroader who is not a member? Let's all try to reach out to at least one old or new prospect and get the season off to a big start. Start thinking about it now, and I'll be back with more updates in September.

See ya on down the line,
Dave McMullian
Superintendent

From the Editor's Desk

Ray Huber

I don't know about you guys, but my summer has not been a whole lot of railroading! Because of all the rain we've had, Wood County has had an on going battle with Mother Nature. Seems as how she wants to turn it back into the Great Black Swamp. At this rate, she just might succeed.



One of the thoughts I've had during some down time is; I wonder if someone out there has the item I've been looking for? It all started with regearing an old loco and trying to find two gears that will mesh and drive what I've taken apart and now trying to put back together. I've been on the internet and everything I see is way too big or complex for what I want. I would like to start some dialog at Division with the group and ask the question, does anybody have this or that "Wigit" in their junk box. Not just what I'm looking for, but anybody else looking for that special item.

The other item I discovered I needed is the end hand rails for an old Athearn U28B I picked up at a show and thought everything was there. That is until I got home only to see that the end hand rails were missing. Does any one know how to get or have a set of railings for this loco. Yes, I've searched the internet to no avail.



Except for a small building I just started in order to hide an old Tenshodo switch machine, that just about covers my progress this summer.

However, if the rain continues, all of us should have made wonderful progress and lots of **show & tell**. In all seriousness, let's hope no one got flooded out.

Oh yes! As a follow up to Dave's note about our field trip, you will find a couple of picture's of the layouts we saw on the next few page. There are some fine modelers out there—we just need to find them.

Handwritten signature of Ray Huber.

REMEMBER, DIVISION STARTS AT 7:00 PM NOT 7:30 PM

DOORS WILL BE OPEN AT 6:30 PM

COMMENTARY ON OUR OUTING

The following five pages of photos are just a few of the railroads we saw at the five layouts we visited this past June. You drive down these quiet streets around the country and watch kids playing, mom and dad working in the garden and never realize that hidden behind walls or down the basements are these fabulous model railroad layouts.

It's like finding a diamond in the ruff, you just need to find it. What always amazes me is the different approach each and everyone has in creating a layout. It's like people, no two are alike and that just adds to the excitement of seeing what others can do.

In taking these pictures, I see everything from a different perspective. I once taught a class in photography a long time ago and one of the things I used to say was, **you and I look at an object, a photographer sees the object.**

On trips like this, you learn to know your equipment and just what it can and can't do. Most of the time it's "point and shoot" and hope you get something worth while. In today's world and the development of digital photography, everything has changed. Unless you really mess up, it's hard not to get a "good" shoot. Looks bad in the camera, just wait until you get the file into a photo editor on your computer! It's amazing what you can do with very inexpensive software and little effort on your part. Don't like what you see, undo your work and start all over.



And there you have it, the BEFORE and AFTER!

Ray Huler




**Jay & Brook Qualman
June 6, 2015**



Division 8 — NCR



**Tom Dart
June 6, 2015**



Division 8 — NCR



**Bill Neale
June 6, 2015**



Division 6 — NCR



**Ron King
June 6, 2015**



Division 6 — NCR





**Scott Kremer
June 6, 2015**



Division 6 — NCR




PS - From the Editor's desk


In my Editors column, I mentioned I was building a small building to hide a switch machine. Here's a couple of pictures showing that project.

Don't you have a little something we can put in the Train Order? Better act now, because the list of contributions in getting longer. At this rate, we may need to run an EXTRA just to keep up with the new stuff that keeps coming in.

What a nice problem for an Editor to have!



BEFORE



I'll bet you can guess what the back of this building looks like!

AFTER



Another interesting article from Steve Kellogg

Thanks Steve for your contribution - it's that easy, won't you give it a try?

I'm sure everyone knows what a refrigerator car is. It's like an insulated boxcar with either ice bunkers or a mechanical refrigeration unit for cooling. However, circa 1969, the Northern Pacific and ACF Industries were completing test runs of 61 refrigerated covered hoppers. That's right, refrigerated covered hoppers. They were meant to replace the bulk handling of various types of produce.

Up until then, all produce was bagged or boxed, then stacked on a pallet which was then loaded into a refrigerator car for transport to its destination, where the pallets were unloaded. The produce was then hand unloaded from the pallets and packaging before being dumped into large bins at the processors plants.

The idea was to eliminate all the extra handling to save costs.

The Santa Fe ordered 100 of the cars in 1972.

The cars lasted less than 10 years in service. The problem? No one took into account what happens to 100 tons of bulk produce when subjected to the rigors of rail transportation. The bouncing, shaking and vibrations. In the case of the Santa Fe, when used in bulk potato service, the potatoes came out badly bruised, crushed and almost mashed when the discharge gates were opened. Similar results were had with bulk fruits, oranges, grape fruit, etc.

After removal from bulk produce service, the cars had their refrigeration and diesel units removed and placed into general grain service.



Another problem that appeared in their later lives, that greatly shortened their lives, was the foam insulation on the outside of the cars. Water would seep under it and start to cause to car bodies to begin rusting prematurely.

Santa Fe's cars were all off the roster by the early 1980's. Northern Pacific's cars didn't fair much better. Very few made it into the BN merger.

Information sources:

Model Railroader, October 1988

NMRA Bulletin, November 1972



SPECIAL NOTICE

THERE'S A NEW REGIONAL CONVENTION COMING
BE SURE TO READ THE FOLLOWING ANNOUNCEMENT

Convention Registration

The registration form is available in printed form or as a download from the convention website. Electronic registration is not available. To control costs, we intend to use e-mail as much as possible; please provide a valid address.

Mail your completed registration form along with a check or postal money order (no cash please) for all registration fees and convention merchandise to the convention mailing address shown below.

Questions? Please contact us.

Bill Wemhoff surveyor@centurylink.net
Chuck White railcarman@frontier.com

Convention mailing address:
Mark Wilson
Fort Wayne Rails 2015
11523 Green Holly Cove
Fort Wayne, IN 46845

NCR Division 3 website:
<http://www.div3.ncr-nmra.org>

Convention website:
<http://www.fortwaynerails2015.ncr-nmra.org>

Fort Wayne Rail Heritage

Fort Wayne has a railroad history dating from 1852, when the first locomotive was brought here by canal boat. It was used in the construction of the rail line eastward; the first train arrived on October 31, 1854. Continued construction connected the city to Chicago and other points west. Fort Wayne became the home of many railroad shops. The best known was the Pittsburgh, Fort Wayne, and Chicago Railway shops (later the Pennsylvania). At the turn of the century, there were a dozen rail lines with 200 trains. Today, there are two companies and good traffic (not 200 though). In fact, the elevated route of the Nickel Plate (now Norfolk Southern) is on the canal bed just north of the central business district.

Recognizing our rail heritage, our logo represents the prototype routes through the central part of Fort Wayne. Our title **Fort Wayne Rails 2015** invites you to tour our prototype properties (safely, of course) and build many clinic projects, friendships, and memories.

Welcome to Fort Wayne and Allen County, Indiana

Fort Wayne Convention & Visitors Bureau
(260) 424-3700, (800) 767-7752
<http://www.visitfortwayne.com>
Check out the Visitors Guide online.

Fort Wayne photos, information, and links
<http://aroundfortwayne.com>

Fort Wayne Railfan website
<http://www.fwarailfan.net>

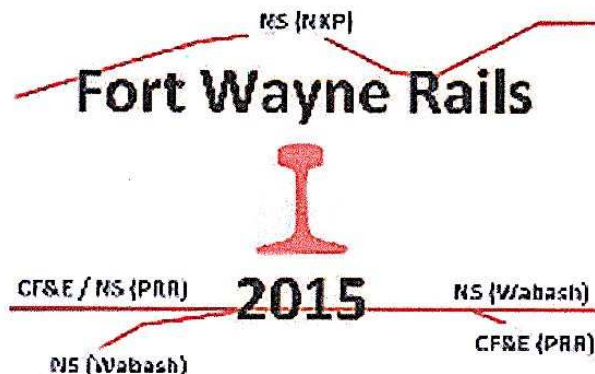


The National Model Railroad Association North Central Region Division 3 welcomes you to the 2015 Annual Convention to be held in Fort Wayne, Indiana, on October 29, 30, 31, & November 01, 2015.




Version: 20140115

Registration Form on the following page
Print & Mail



Some rolling stock you can get at the Fort Wayne Convention this coming October. See details in this issue of the Train Order.



Get your convention car/s now and avoid the disappointment of - all gone!

The prices are \$29 for the four color GR&I car, and \$28 for the two color INE car. These prices are valid until August 1st, unless you are pre-registering for the convention. For pre-registered convention attendees, these prices are good until the convention. After August 1st, the prices (and at the NCR's Convention Company Store) will be \$31 and \$30. If anyone wants the cars sent to them, Shipping & Handling is \$5 (for up to four cars). Send your check, payable to: Div 3 NCR NMRA, to Mark Wilson, c/o Solid Rock LLC, 6201 Discount Dr, Fort Wayne, IN 46818. Mark is our division's treasurer.

Fort Wayne Rails 2015 - REGISTRATION FORM

Convention dates: October 29 – November 01, 2015

NMRA Region: _____ Membership #: _____ Expiration: _____

General Information

Name Badge Information

Name: _____

Primary Registrant: _____

Street Address: _____

City: _____

Registered Family Member(s): _____

State: _____ ZIP: _____

Telephone: _____ E-mail: _____

Hotel Registration – Register directly with Hotel Fort Wayne (855) 322-3224, (260)484-0411.

Mention **NMRA Fort Wayne Rails 2015** to receive the \$85 rate (\$95 for 3 or 4 persons).

Your registration at the hotel helps Division 3 meet our contract obligations. Thank you.

Requesting Operating Session Information: Yes / No

Registration, Merchandise, and Activity Fees:

- Please circle the appropriate registration category and enter the fee amount.
- Please enter your quantities and calculate your line totals.
- Shirt is knit polo with pocket, with embroidered convention logo.
- Register early. Prices are subject to change. If the minimum number of participants for a paid clinic or tour is not met, it will be cancelled with a refund.
- *Registrations postmarked after August 31, 2015, will need to add a \$10 surcharge.*

Registration	
Single NMRA member	\$55
Single Non-NMRA	\$65
Family (at least one NMRA member)	\$75
Family (no NMRA member)	\$85
Surcharge – late Registration	\$10
I-day (NMRA in hotel only)	\$30
Total - Registration	

Shirts (preorder only)	Total
Attach separate shirt order form to this registration; and enter total fee here →	
Total - Shirts	

Activity	#	@ Fee	Total
Awards Brunch		\$15	
Conv. Car – Grain - Pre Order		\$28	
Conv. Car – Boxcar – Pre Ord		\$29	
Workshop - Weathering		\$ 5	
Workshop - Backdrops		\$ 5	
Prototype Tours			
Indiana Northeastern Shops		\$10	
Triple Crown		\$10	
NS Dispatching Center		\$10	
Bunge, Decatur		\$10	
SDI Rail Mill, Columbia City		\$10	
SDI, Butler		\$10	
3D Prntng, Allen Cty Pub Lib		\$10	
Total – Activity			

FWRHS #765: Price to be announced. Requesting Engineer at the Throttle information: Yes

Expected number of participants: _____

Total Amount enclosed with Registration: \$ _____


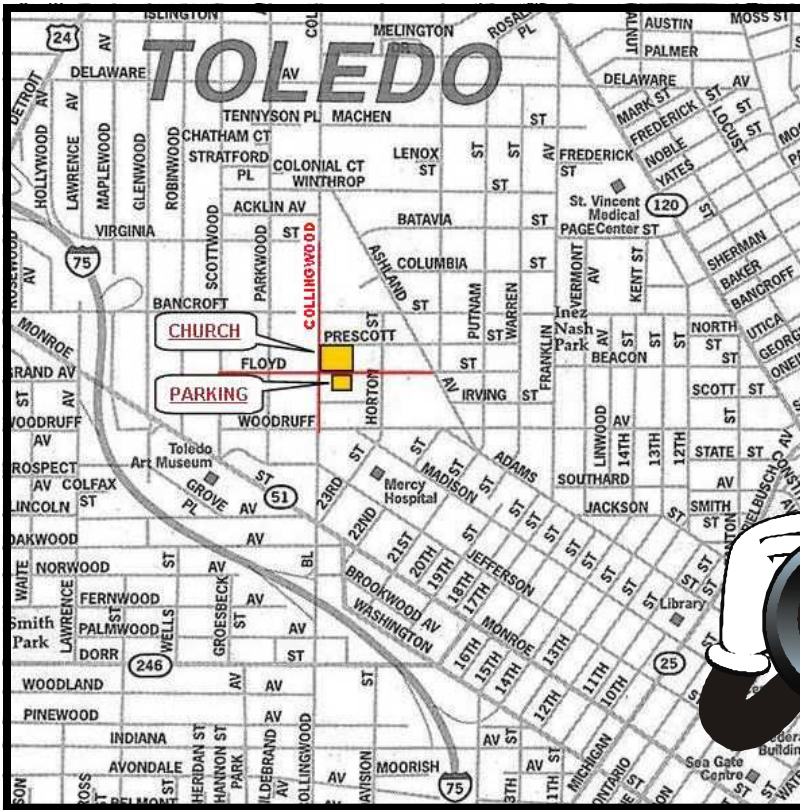
Payment may be made by check (or money order) payable to: **NMRA NCR Division 3**

Mailing address: NMRA NCR Div 3, Ft Wayne Rails 2015, 6201 Discount Dr. Fort Wayne, IN 46818

Convention website: <http://fortwaynerails2015.ncr-nmra.org>

Comments on reverse side: Yes / No

We meet at the Collingwood Presbyterian Church located at 2108 Collingwood Blvd. at Floyd St. near downtown Toledo, Ohio. See the location map shown below. The doors open at **7:00 PM** and the meeting starts at **7:30 PM**.



CURRENT OFFICERS 2014 - 2015

Superintendent -Dave McMullian.....davemcmullian@earthlink.net

Assistant Superintendent -Jim Lang.....jiang@buckeye-express.com

Chief Clerk -John Roth.....jroth@bex.net

Agent -Phil Kauffmanpenssy6401@bex.net

Trainmaster for Services -Steve Kelloggatsfmktrock@yahoo.com

Director at Larger -Scott Davidson.....s.i.davidson@hotmail.com

Train Order Editor -Ray Huber.....rahuber@bex.net

Librarian - John Roth.....jroth@bex.net

Dex Decker.....dexdecker@gmail.com

Division One is a 100% NMRA membership organization. For insurance purposes, you are required to be a member of NMRA. Membership in NMRA grants you membership in the North Central Region and Division One.