

Division One of the
North Central Region of the
National Model Railroad Assoc.



Our mission is to promote education and fellowship through the sharing of information and the promotion of the world's greatest hobby. — **Model Railroading.**

Railroad Item of the Month

Your photo can be here if you just send us one.



What you are looking at is commonly called OMT or Other Track Material by the railroads. One of my jobs on the Terminal was to keep track of OMT whenever we took out a siding. In others words, we had to account for the retired inventory and all that you see was considered inventory and it had value at the time of installation and now as scrape.


Ray Hillier

View from the Cab

At our last two Division One meetings, we discussed a new project for the NCR: establishing names for our Divisions. A dozen or so names were suggested that were associated with our area, history, and image. The list is currently posted on the Division One website for you to review prior to our meeting at 7 PM next Friday, March 18. The link to that page is <http://www.divisiononencr.com/division.html>. Throughout the discussion, I've had a favorite that I cannot get out of my mind, so I'm going to propose not only a name, but a logo and some applications. The criteria that I considered include symbolic association with our area history, geographical association, an element of "fun", limited colors to simplify printing, no fine detail or halftones, and flexibility for imprinting clothing, models, mugs, etc. The design you see [on the next page] provides the heron as a visual symbol of the Black Swamp and the couplers provide a railroad icon that carries over from our old logo as well as the old NMRA logo. Here the couplers also signify the outreach of our Division: we are the connection between members and the NMRA. The boxcar mockup shows what we could do with decal sets. We could have a limited number of decals produced that members could purchase inexpensively. Not only could we then build Division One cars for our own layouts, we could make up a few cars to be used as appreciation gifts for guests, contest awards, etc. If other NCR Divisions picked up on the decal idea, you could wind up with a North Central Region string of 10 cars! My point in all this is not only to propose a design to get the discussion off-center, but also to stimulate thought toward creative things we can do with a new identity. So think about this proposal and put on your thinking caps. This is going to be an important item on Friday's agenda, so let's see if we can come together with a plan.

We've got a lot of good stuff on our plate for Friday. Gary Chudzinski is going to demonstrate an automated track module that includes a number of electronic products and operating ideas. Ray Huber will present a new circuit he's been working on and show its layout applications. And we will continue our series of mini-clinics related to operations with a presentation by Norm Cattell on prototype switching practices. As always, we are counting on YOU to bring your projects for Show'n'Tell, Pics'n'Flics, and Tools'n'Techniques. I look forward to every Division One meeting because I know I'm going to learn some new things that will directly impact my modeling efforts. That can only continue if we all pitch in and contribute. Even if you've got an "old" idea, remember that folks come and go, so run it by us again!

See ya on down the line...
Dave McMullian
Superintendent



One man's idea—any one else willing to try? I'd say this is a good start, so join in on the fun and let's make a contest out of it!

The Editor

From the Editor's Desk

Ray Huber

To All:

An issue has been brought to my attention that I would like to share. It involves background noise while someone else is trying to make a presentation. I except the fact that talking while someone else is taking is a common place in today's society. It's bad enough we are now faced with all kinds of communication devices that distract us as well as others. I ask you to be considerate of the speaker and hold your comments until the appropriate time. If you would like to say something, then arise your hand and I'm sure you will be recognized. Not only that, but others can hear your comments and may be able to contribute something of value to all. Let's all try to give our presenters a break, after all they went to a lot of work to bring us something of value. I call it common courtesy, won't you do your part and recognize your piers and their effort, I know I will try harder!



In this months Clinic, mention was made of a website link that would allow you to see and buy the specialized PC board used for the project. The author forget to include it in the presentation so, here it is! It's also a hot link when you view the Train Order in PDF format.

Everyone:

Try this link to see the PC board used in the March Division One Clinic.

http://www.jameco.com/webapp/wcs/stores/servlet/ProductDisplay?storeId=10001&productId=2193580&catalogId=10001&langId=-1&CID=GOOG&gclid=CK-R_eigmMsCFYUXHwod_IMEZQ

If that does not work, go to Jameco.com Cat #2193580, Velleman Inc. Manufacturers # ECS1-H

Ray

A handwritten signature in black ink, appearing to read 'Ray Huber', is located at the bottom right of the page.



I rode my bike to Vulcan interchange when I was 13 and took this picture of the Toledo Angola & Western caboose #828. Vulcan was named for a long gone foundry, also where the New York Central Old Road crossed the Terminal by the University of Toledo. Vulcan at one time had an interlocking tower when the Toledo & Indiana interurban also crossed and interchanged at Dorr Street for a total of 4 railroads interchanging. At this point in time there was a sign that said Vulcan, an abandoned outhouse and a small wood coal bunker left over from the tower and a pile of old railroad ties. In interurban days, the Toledo & Indiana took hundreds of coal hoppers yearly from the Terminal and NYC to the many greenhouses that were along Dorr Street to the West before 1940.

The TA&W was still very busy for a 10 mile short line and the crew included the conductor, just standing up, and several brakemen. It was a really hot day and they had taken a break in the shade of the caboose waiting for the Terminal to deliver a cut of cars. The caboose was a former DL&W one and still wore the number from the Lackawanna. TA&W had several wood cabooses and this one replaced a worn out one about 1950. The Lackawanna liked splash shields on the railings to keep wheels from throwing water and ice on the platform. Interestingly the last TA&W steam locomotive survives and is on display in Wheeling, West Virginia.

The Detroit & Mackinac hopper is also a long vanished item. I came back with color film several times later hoping to get a photo of the green caboose but never saw it again, the crew all piled into the Alco diesel cab after this time. As it turns out, somebody had set fire to the caboose at Silica and burned it out to the steel bracing. Later after Medusa Cement donated the entire line to an excursion line, they got a former Toledo Terminal (C&O) caboose which is now on display in Sylvania, Ohio along with the T&I (T&W) electric locomotive. Medusa had spent about \$100,000 in legal fees trying to abandon the TA&W and decided donating the entire line to the excursion operation including the working Alco diesel switcher was a better bet than spending hundreds of thousands more in legal fees which might be more than the scrap value when they were all done. During both steam and diesel days, the Toledo Terminal shop took care of rebuilding and servicing the TA&W locomotives and would loan a TTRR loco when needed. The TA&W right of way is now the University/ Parks Trail bike way going about 6 miles to King road.

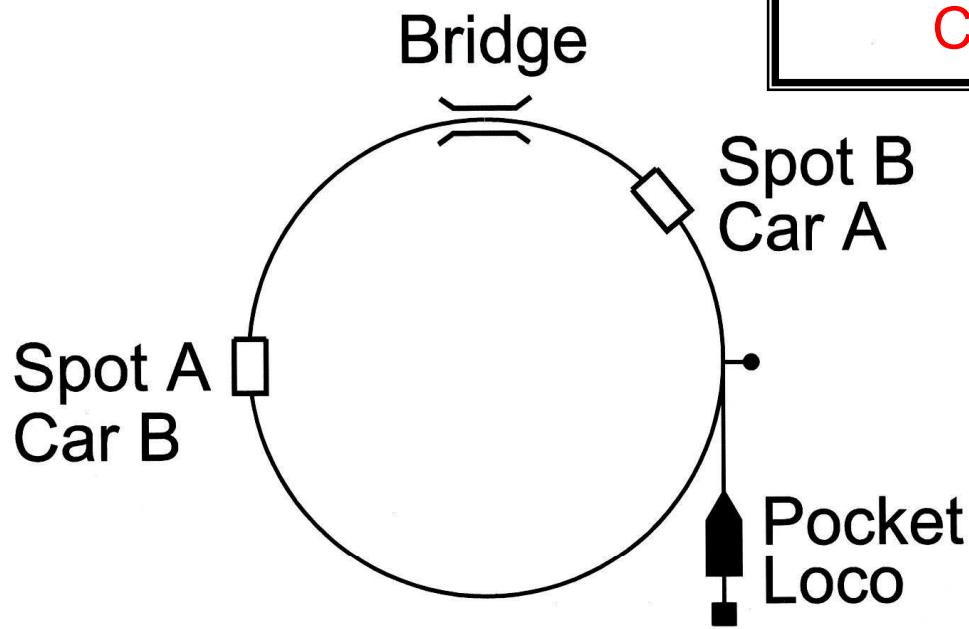
<http://www.michiganrailroads.com/RRHX/Railroads/TA&W/TA&W.htm> is a short history and pictures of TA&W locomotive #101.

Bill Frisk

Thanks Bill, for a nice job and history lesson.

The Editor 5

A NEW SWITCHING CONTEST



1. Move Car A to Spot A
2. Move Car B spot Spot B
3. Cars can't cross bridge
4. Loco can cross bridge & move anywhere
5. Any car can be dropped at any point
6. Return Loco to pocket

Got this puzzle/game from a Boy Scout Troop at the last Lansing Train Show. A group of boy's and their scout leader were sitting next to Jim Lang and myself as we were enjoying a hot dog. When the boy's left, one of them dropped a drawing of this layout on the table as he was leaving. Taking a quick peek at the drawing, we saw that it was a new switching game that we had never seen. I asked the Scout Leader if we could have the copy and he said, by all means and good luck!.

Shame on me, but I failed to get the troop number so I could give them credit for this very interesting contest. I finally got it to work but, it was no walk through the park.

Some time when I have nothing better to do, I'll get some Snap Track together and bring it to Division. Should be interesting!

My Thanks to the Boy Scout
Troop that provided me with this
new switching game. The Edior

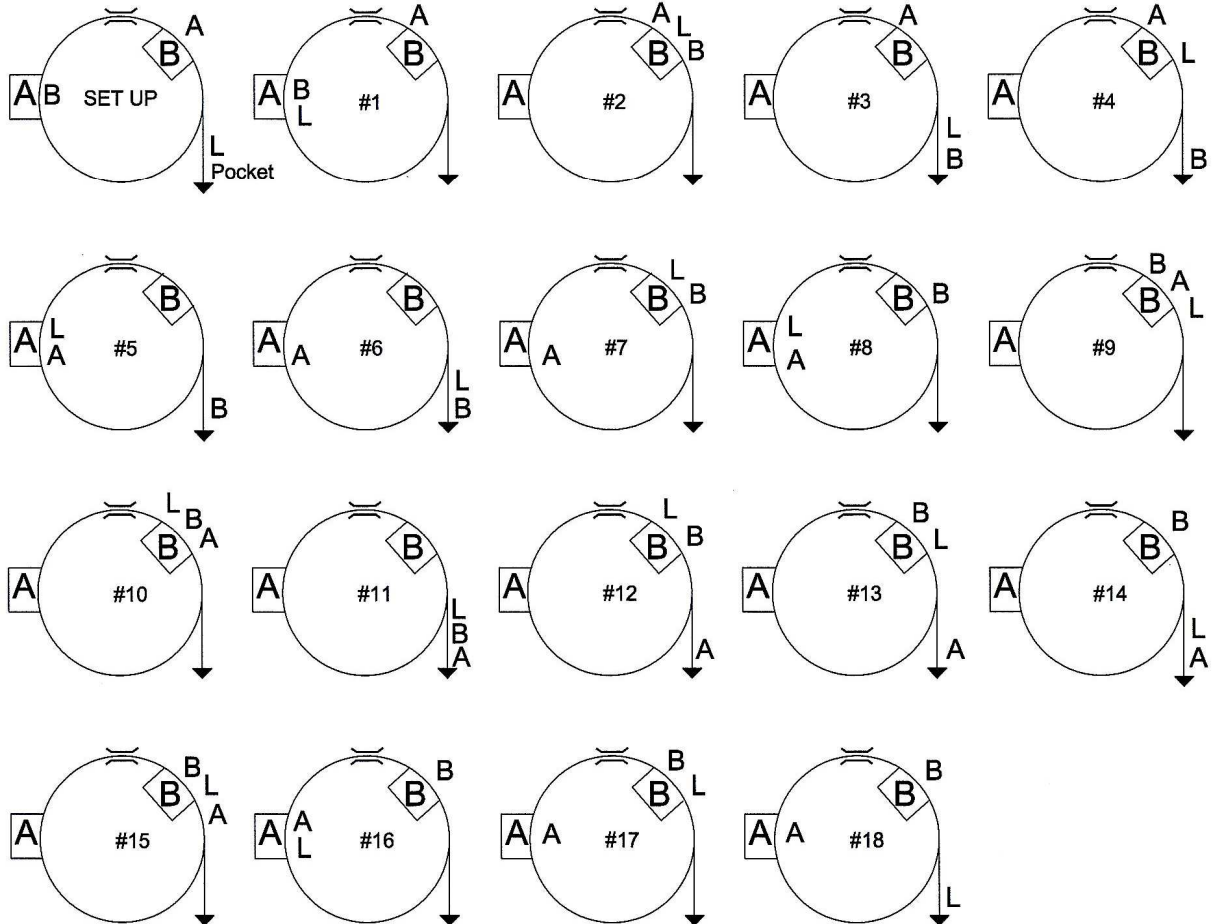
SOLUTION TO OUR NEW SWITCHING CONTEST

Now let's be honest, did you manage to solve the game in the first place?

2. Were you able to solve it in less that 21 moves.

3. How about time? I've already got one braggart that says he did it in 15 minutes.

Start by moving Loco from Pocket to pickup car B at location A



Loco must be back in Pocket

Train Shows that will be in our area this season.

BUCYRUS MODEL RAILROAD ASSOC.
TRAIN SHOW & SWAP MEET
APRIL 9, 2016
10:00 AM—4:00 PM
CRAWFORD COUNTY FAIRGROUNDS
BUCYRUS, OHIO

KNOW OF ANY MORE?


Check out the latest issue of the Hot Box. They have a rather large listing of Train Shows coming up. Some are fairly close by—ENJOY!

HAZARDS OF CIVILIZATION
"SOLDERING"



By: Doug Hickman
Feb 2016

This guy took Steve Glass seriously!



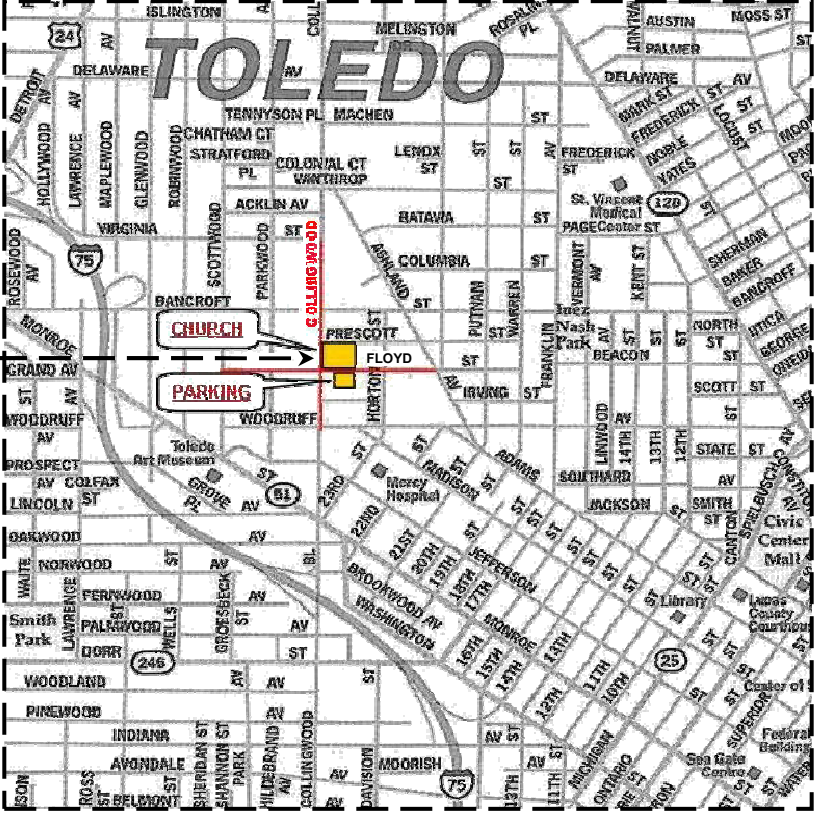
Toledo & Maumee Valley

Pics & Flics

Ray Miller



We meet at the Collingwood Presbyterian Church located at 2108 Collingwood Blvd. at Floyd St. near downtown Toledo, Ohio. See the location map shown below. The doors open at **6:30 PM** and the meeting starts at **7:00 PM**.



CURRENT OFFICERS 2014 - 2015

- Superintendent -Dave McMullian.....davemcmullian@earthlink.net
- Assistant Superintendent -Jim Lang.....jiang@buckeye-express.com
- Chief Clerk -John Roth.....jroth@bex.net
- Agent -Phil Kauffmanpennsy6401@bex.net
- Trainmaster for Services -Steve Kelloggatsfmktrock@yahoo.com
- Director at Larger -Ray Huber.....rahuber@bex.net
- Train Order Editor -Ray Huber.....rahuber@bex.net
- Librarian -Dex Decker.....dexdecker@gmail.com

Division One is a 100% NMRA membership organization. For insurance purposes, you are required to be a member of NMRA. Membership in NMRA grants you membership in the North Central Region and Division One.