

T
R
A
I
N
O
R
D
E
R

Division One of the
North Central Region of the
National Model Railroad Assoc.

Our mission is to promote education and fellowship through the sharing of information and the promotion of the world's greatest hobby. — **Model Railroading.**



Railroad Item of the Month

Your photo can be here if you just send us one.

No Contribution!

View from the Cab

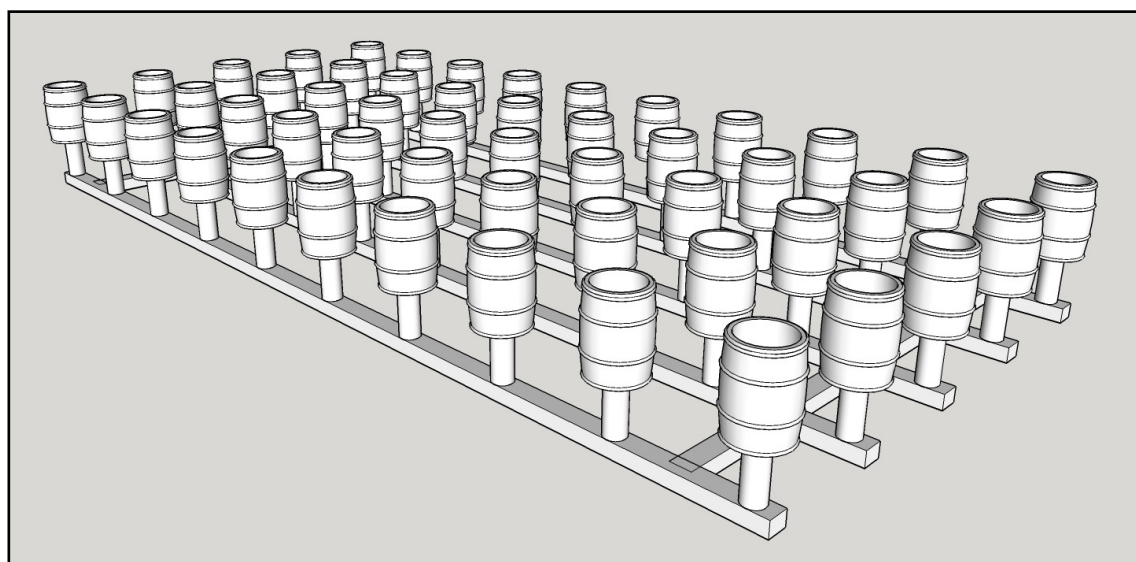
Feb 2018

View from the Cab
March 2018

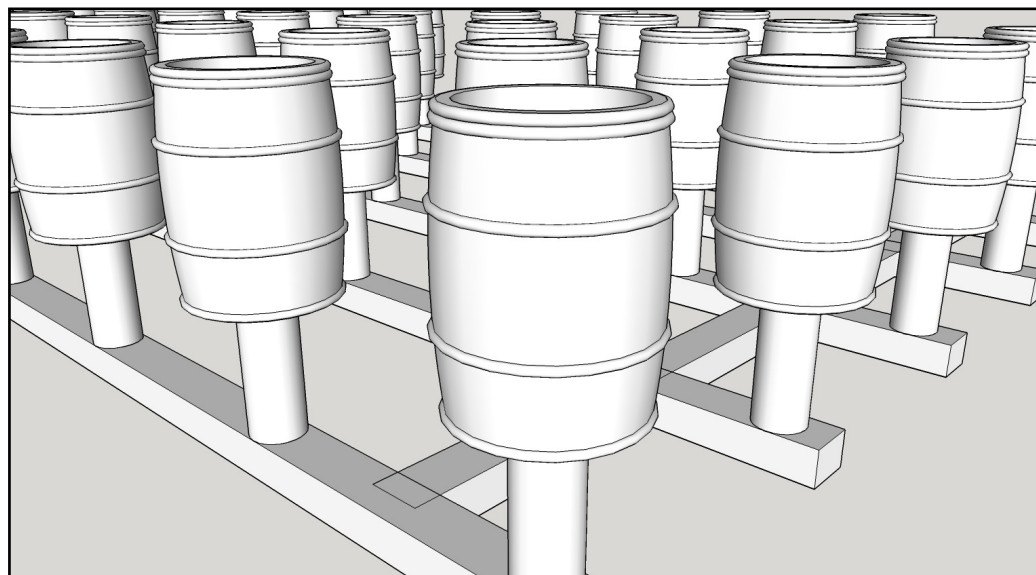
One of the great benefits of model railroading is the opportunity to try new and different things. I've been at this hobby since 1952, and I'm still exploring! One modern technology that has intrigued me is 3D printing, but I've been a bit intimidated by the process. First, you need to learn how to use appropriate software to design parts. Then you must apply other software to adapt a drawing file for use in the actual printing. You need to determine who will make your part and what material specifications are needed. Then, and only then, can you actually print your part! This past week, I grabbed the bull by the horns and plowed through the entire process for the first time. I was prompted by the need for multiple pieces of a unique part. As I model the railroads of Maine in 1950, several of my industries require flatbed truckloads of potato barrels. These barrels have a distinct size, shape, and band construction. I have photos and dimensions from the prototype, so I started drawing in Sketchup, a free 3d drawing program. Now Sketchup is not real sophisticated compared to other programs on the market, but I have it on hand, I have the "Dummies" book, and the price is right! Before I started drawing, I consulted the Shapeways website for advice on printing materials and appropriate dimensional specifications. (This is an important step to avoid wasting time drawing something that can't be printed!) After several hours of study and practice, I produced a 3D drawing for 50 barrels connected by sprues. I exported the file to another free program, Netfabb, to prep it for printability. Then I created a simple and instant free account at Shapeways so I could upload my file for evaluation. This is a no-obligation step that is very impressive. You can watch the Shapeways diagnostic tools evaluate your file in real time to identify any problems, then give you an exact price. My file went through with flying colors, but I went back and edited my drawing to reduce the sprue material by 67%. When I submitted the new file, it saved me \$7! It was really gratifying to hit the "Add to Cart" button. I should have my barrels in about a week and my file will remain in my personal account at Shapeways for future orders. Meanwhile, I can create and add any number of future files to my account. With what I learned on this project, I will be able to design parts much faster with better precision. I can continue to learn new tricks in Sketchup as needed for each job, and I am now confident in running the Netfabb and Shapeways processes. And one added bonus: I can provide my print-ready file to my network of Maine modeling friends who can then submit orders to Shapeways. All-in-all, I have really enjoyed this effort and I'm excited about the future potential for my modeling needs. And I think this runs to the heart of what we do at the Black Swamp Division and NMRA: keep trying new things and share what we learn with others.

One note about this coming meeting (Friday, March 23): Norm announced that the theme of Show-N-Tell will be something you bought at a train show. Now I know we've all been to many train shows, including the one at Owens College March 11. But I commented to Norm that I was skeptical that you guys would bring much stuff to share on this topic. Well, one thing led to another and Norm and I now have this raging debate that will have consequences. If at least 10 of you bring something for Show-N-Tell this month, I'll wear a Goofy hat for the rest of the meeting. (No, not a goofy hat, a Goofy hat.) If you don't come through, Norm has to sport the lid. I hope I'm wrong and I'll be happy to wear the silly thing if it means we've got a lot of cool stuff to see!

See ya on down the line,
Dave McMullian, Superintendent



A 3D layout drawing of the Barrels referred to in the above article by Superentent, Dave McMullian



From the Editor's Desk

Ray Huber

I do believe it's starting to look like Spring! The temperature may not indicate such, but it's out there and it's coming! What's that got to do with Model Railroading?

I can think of a couple of things. First, the weather says, I want you outside and not cooped up in that dark and dingy Train Room. OK, so it's time to do a little spring cleaning, dust off the buildings, rolling stock and for heaven's sack, clean the track!



That's not what I had in mind for spring cleaning, but it's a good start. Maybe it's time to sit down on the patio and think about your layout. Is maintenance getting you down? Is it too big? Is it too much for you to handle yourself? If you can YES to any of these items, it may be time to think a rebuild might be in order. That's pretty harsh thinking, but Spring is a rebirth time, time for something new and that's the bug that's got me. I've spent most of the winter thing about and planning and drawing a new layout to fit my needs and capacity.

Secondly and right along with these thoughts, I've also had to face the reality that I've got too much STUFF! What better way to move ahead than to get rid of some of that STUFF as you plan for the new Railroad and the fun of starting new as if it were your first layout. Now that's exciting as I look first at the layout, and then my crowbar. You can picture the rest!

And lastly, the size of he layout. I applauded those that build a large multiperson layout. However, there reaches a time when big is too big. Stop and think about what you have and what you can handle. Having the guys to the house is great fun and a world of friendship for all to share in. But, every once in a while, I like to just play trains by myself. Am I being selfish or snotty? I don't think so! It's just that there are times when I'm alone and I want to be able to have control of the whole layout, not overwhelmed by it! I now look at it this way; small can be a real challenge and just what I'm about to take on. Hope to share more on this topic later!

A handwritten signature in black ink that reads "Ray Huber". The signature is written in a cursive, flowing style.

COMING ATTRACTIONS

GRAND RIVER VALLEY RAILROAD CLUB - WYOMING, MI WWW.GRANDRIVERVALLEYRRC.ORG

LISTING OF TRAIN SHOWS & NMRA EVENTS 2017 - 2018 MI, OH, & IN

10/27/2017

DATE	SHOW	LOCATION	SHOW SPONSOR
3/24/2018	Mt. Hope Train & Toy Show	Mt. Hope, OH - Mt. Hope Event Ct.	Jon Ulbright, 330-262-7488
3/25/2018	Massillon Train & Toy Show	Massillon, OH - Knights of Columbus Hall	Jon Ulbright, 330-262-7488
3/25/2018	Springfield Model Train Show	Springfield, OH - Clark County Fairgrounds	Bob Chaffin, 937-399-6647
4/8/2018	Toy Train & Model RR Flea Market	Salem, OH - Salem Center Plex	Youngstown Model RR Assoc. 330-547-3614
4/8/2018	Great Midwest Train Show	Wheaton, IL - DuPage County Fair Grounds	greatmidwesttrainshow.com
4/8/2018	Medina Toy & Train Show	Medina, OH - Medina Fairgrounds	Conrad & Dowdell Productions 330-948-4400
4/8/2018	Wolverine Railroad Toy & Train Show	Madison Heights, MI - UF & C Workers Hall	Wolverine Model RR Club (586) 662-0225


4/14/2018 Grand River Valley Spring Train Show Wyoming, MI - HSB (Home School Bldg Grand River Valley RR Club

4/14/2018	32nd Annual Bucyrus Train Show	Bucyrus, OH - Crawford County Fairgrounds	David Moore 419-462-5035
4/21/2018	63rd Buckeye Model Train Show	Columbus, OH - Lausche Bldg., Ohio Expo Center	Gordon Hartranft 330-755-6526
4/29/2018	Muskegon Train Show	Muskegon, MI - LST 393	Muskegon RR Hist. Soc. 231-670-0751
5/5/2018	TCA - Springtime Train Meet	Cleveland (Parma), OH - UAW Hall	TCA - Lake Erie Chapter 440-845-2700
5/5/2018	11th Annual National Train Day	Toledo, OH - Toledo Amtrak Station	Bill Gill, 419-241-9155 x134
5/5/2018	Model Train Days (2 Days)	Painesville, OH - Painesville Railroad Museum	Painesville RR Museum 440-417-6746
5/6/2018	Great Midwest Train Show	Wheaton, IL - DuPage County Fair Grounds	greatmidwesttrainshow.com
5/6/2018	Blue Water Railroad Show & Swap Shop	Port Huron, MI - Blue Water Convention Center	Blue Water Convention Center 810-201-5513
5/17/2018	NMRA Mid-Central Region Convention	West Chester, OH - Cincinnati Marriott North	NMRA MCR Cincinnati Div. 7
5/20/2018	Durand Model Train Show	Durand, MI - Durand Middle School	Tim Colton 810-845-4908
5/20/2018	Montpelier Tracksider Modelers Train Show	Montpelier, OH - Holiday City Quality Inn Convention Center	Jim McPike, 419-298-2441
6/2/2018	Bradford Railroad Heritage Festival	Bradford, OH - Bradford Railroad Museum	Bradford Railroad Museum (740) 653-2220
6/3/2018	Great Midwest Train Show	Wheaton, IL - DuPage County Fair Grounds	greatmidwesttrainshow.com
6/10/2018	42 nd Annual Kane County Railroadiana & Model Train Show	St Charles, IL - Kane County Fairgrounds	RussFierce@aol.com, 847-358-1185
7/28/2018	Railroad Heritage Wkd Show & Swap	Van Wert, OH - Van Wert Co. Fairgrounds	Jan Dunlap 419-238-4207
8/12/2018	Great Midwest Train Show	Wheaton, IL - DuPage County Fair Grounds	greatmidwesttrainshow.com
8/18/2018	Everett's Train Show	Marion, OH - Marion Union Station	740-351-1798

AT OUR NEXT **DIVISION MEETING**

Black Swamp Clinic Corner:

The February Division 1 clinics mainly covered how to make pine trees. Dave and I shared our first attempt at using different materials and we also watched a Trainmaster's clinic on how to make a specific Northeast US pine tree. We had a great turnout for "Show and Tell" with several different types of buildings (laser kit and scratch built from card stock), how someone solved a gear tower issue when replacing the motor on a brass steam locomotive, and several other tips and tools. Jim Treadway bought his caboos challenge project from last month and we hope to see many more of these. Remember the caboos challenge is just a 1 foot square display of a repurposed caboos.




We want to have as many members participate in "Show and Tell" as possible. The March "Show and Tell" topic will be about something unusual or surprising you bought at a train show recently or in the past. My hope is everyone brings something and we have to continue it next month!

Our March clinic will be by Master Model Railroader Bill Neale. We visited Bill's lay-

Norm Cattell
Assistant Superintendent/
Program Chair

LANSING



LASHUP


**NCR-NMRA CONVENTION
OCTOBER 11 - 14, 2018
LANSING RAMADA HOTEL AND CONVENTION CENTER
Hosted by Capital Division (Division 5)**

CONVENTION THEME: "Bringing Your Layout to Life"

CONVENTION FEATURES

- **Excellent Convention Facilities**
- **Over 30 Clinics with Many Featuring Scenery**
- **Several Operating Sessions**
- **Reduced Rate for Lodging**
- **Saturday Evening Dinner with Speaker, Chuck Geletzke, Jr**
- **Over 20 Layouts to Visit**
- **Modular Railroads on Site**
- **Room for Family Members to Relax or Work on Crafts**
- **Prototype Tours**
- **Model Showcase Display Room**
- **Evaluation of Models Available Upon Request**
- **And Much More**

For More Information: nmranrcrdiv5.com



LANSING LASHUP 2018

National Model Railroad Association
 North Central Region 2018 Convention
 October 11 - 14, 2018

Ramada Convention Center
 7501 W. Saginaw Highway, Lansing, MI 48917

Hosted by Capital Division (Division 5)
 Website: nmrancrdiv5.com | Email: nmrancrdiv5@gmail.com
 Tel: 517-256-3588

Registration Form

(additional details regarding registration items and lodging can be found on the convention website)

Registrant Name: _____ MMR No. : _____
 Name on Badge: _____ Your Email: _____ Phone No: _____
 Names of Family Members Attending: _____
 Street Address: _____
 City, State, Zip Code: _____ Main Scale Modeled: _____
 NMRA Region: _____ Division: _____ NMRA ID No: _____

Registration is for only one person. Non-paid family members can purchase Saturday dinner and partake in family activities & layout tours. Young persons under age 18 can participate free if accompanied by a paid adult.

Proto tours have limited space.

* Polo and denim shirts must be ordered by Sept. 15, 2018. No shirts will be sold on-site.

See website for special rate details for lodging.

Registration

	Price	Total
Early Bird NMRA Member (by September 15, 2018)	\$50	_____
Early Bird Non-NMRA Member (by September 15, 2018)	\$60	_____
NMRA Member (after September 15, 2018)	\$70	_____
Non-NMRA Member (after September 15, 2018)	\$80	_____
Day Pass (Circle: Friday or Saturday)	\$30	_____
Registration Subtotal		_____

Extra Fare Activities & Merchandise

	Total Quantity	Price	Total
Friday Evening Huckleberry Railroad Back Shop Tour	_____	\$10	_____
Saturday Morning Steam Railroading Institute & Great Lakes Central Railroad Proto Tour	_____	\$10	_____
Sunday Morning Adrian & Blissfield Railroad Proto Tour	_____	\$10	_____
Saturday Dinner (Chicken)	_____	\$25	_____
Saturday Dinner (#___ Salmon; #___ Prime Rib)	_____	\$30	_____
Polo Shirt (#___ S; #___ M; #___ L; #___ XL)*	_____	\$30	_____
Polo Shirt (#___ 2XL; #___ 3XL; #___ 4XL)*	_____	\$33	_____
Denim Shirt (#___ S; #___ M; #___ L; #___ XL)*	_____	\$30	_____
Denim Shirt (#___ 2XL; #___ 3XL; #___ 4XL)*	_____	\$33	_____
Extra Fare Subtotal			_____

Total (Registration + Extra Fare) _____

Make check payable to: Division 5, NCR, NMRA
 Send completed form and payment by October 1 to:

NCR2018 Registration
 ATTN: Ron St.Laurent
 4168 Mariner Lane
 Okemos, MI 48864

NOTICE

TO ALL!


Here's a request from Division member/s looking for a special item you might have stashed away on a shelf in your supply closet or just sitting around gathering dust. We mentioned this service at Division a couple of times and this is our first request. If you can help, the contact info is included with the notice.

The Editor

Item #1

Steve Kellogg is looking for the item shown in the picture to the right. It's an Atlas product and was used as a switch controller. I have never seen one. Maybe you have and, better yet, have one or know where there is one or more. If so, please contact Steve Kellogg at atsfmktrock@yahoo.com

The Editor



Item #2

On the Web

<https://www.youtube.com/watch?v=Ka7LC1jia64>

<https://m.youtube.com/watch?v=QTpEIb-SuoM>

From a friend of mine. If you like narrow gauge, you'll like this.

I found this interesting. There's one in Golden, CO.

<https://www.youtube.com/watch?v=mofvHQNmKWM&sns=em>

Dean

NEW

From Gary Chudzinski

Subject: Twentieth Century Limited

https://www.youtube.com/watch?v=LJ_JLznUJ3I

NEW

The History Corner



Late 1940's

Toledo Union Depot then.



Toledo Union Depot now.

Early 1950's

Thanks to Steve Kellogg

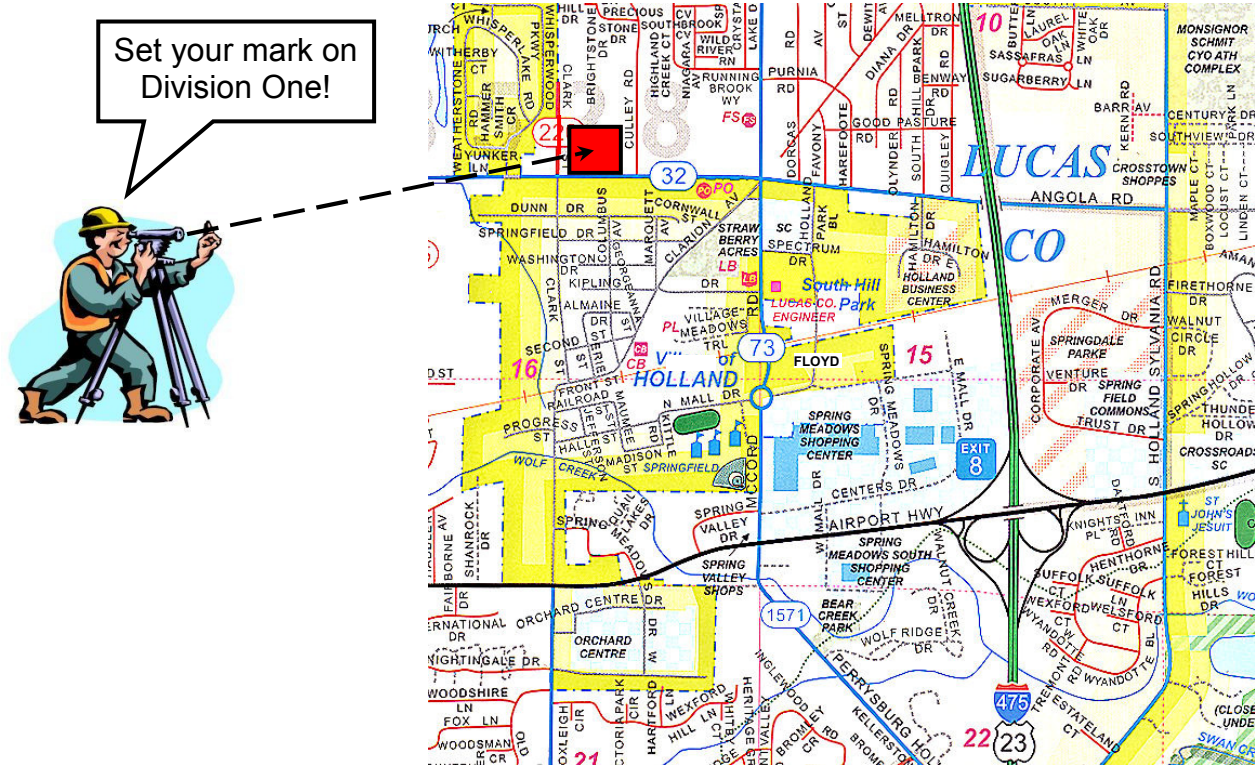
Member Layout



All in a days work on the T&MV
Ray Hulse

Won't you come and join us—all are welcome.

We meet at the Proclaim FM Radio station (WPOS) located at 7112 Angola Rd. (north side) and Clark St. in Holland, Ohio, about 1 mile West of McCord Rd. See the location map shown below. The doors open at **6:00 PM** and the meeting starts at **7:00 PM**.



CURRENT OFFICERS 2014 - 2015

- Superintendent -Dave McMullian.....davemcmullian@earthlink.net
- Assistant Superintendent -Norm Cattell.....nacattell@bex.net
- Chief Clerk -John Roth.....jroth@bex.net
- Agent -John Gardner.....jgard2pb@aol.com
- Trainmaster for Services -Steve Kellogg.....atsfmktrock@yahoo.com
- Director at Large -Norris Hinds.....nphinds@embarqmail.com
- Director at Large -Ray Huber.....rahuber@bex.net
- Train Order Editor -Ray Huber.....rahuber@bex.net

Division One is a 100% NMRA membership organization. For insurance purposes, you are required to be a member of NMRA. Membership in NMRA grants you membership in both the North Central Region and Division One.