

T R A I N O R D E R

Division One of the North Central Region of the National Model Railroad Assoc.

Our mission is to promote education and fellowship through the sharing of information and the promotion of the world's greatest hobby. — **Model Railroading.**



Railroad Item of the Month

Your photo can be here if you just send us one.



According to Doug Hickman, this is not a Berkshire! However, the number 1223 is that of a twin Pere Marquette Berkshire preserved (as of 2016) at Grand Haven, Michigan. Sister engine 1225 still rides the rails today. If you've never been up to Owosso, Michigan, it's worth the trip just to see Berkshire 1225 up close and personal.

As Doug said: "The impact of the Pere Marquette continues. Even though this is not a Berkshire, the number 1223 continues service for the Adrian and Blissfield railroad."

Doug Hickman

View from the Cab

April 2018

In last month's column, I described my efforts to learn how to design parts for 3D printing. After studying free Sketchup software I went through a lot of trial and error designing a sprue of 50 custom potato barrels for modeling the Maine potato distribution industry. At press time in March I had placed my first 3D printing order online at Shapeways.com and was anxiously awaiting the Brown Truck of Happiness to make the delivery. Finally, the bundle of joy graced my front porch and I was not disappointed by the results! The parts came out with great detail. The only issue was their size: after working so long on full-screen drawings, I had lost perspective regarding how small they actually were in HO scale. And I'll need a bunch more to produce a half dozen truckloads of 40 barrels each. But all in all, the experience was rewarding and I immediately started my second project. I designed two parts to improve installation of Tortoise switch machines. The first is a guide for marking the mounting position and the second is the mount itself, which is designed to attach easily with two screws and then the Tortoise snaps into the mount. If you've ever wrestled with a Tortoise trying to properly place mounting holes and then screwing it down through the crowded flange holes, you'll know what I was trying to fix! For these new parts, I discovered the 3D printing services of my local library and they really took care of business. They ran my prototype parts quickly, accurately, and cheap enough to make sense for all my future Tortoise installations. Now I've improved the design even further to include installation of an operating switch stand on either side of the switch. I plan to put together a demo installation and then tell you all about it at one of our upcoming meetings. Through this process I've learned two things that really stimulate my model railroad ambitions. First, I can now produce parts to model things that are not commercially available. And second, I can CREATE parts to DO things in ways that are not commercially available. About six weeks have passed since I first started learning Sketchup, and I find myself "doodling" with it all the time and I'm amazed at how quickly ideas take shape. I heartily recommend this process and encourage you to check it out yourself.

As much fun as I've had with my 3D parts, I've not neglected my layout and this month I made some significant progress on my first scene. I built and installed about three dozen trees featuring Fall foliage blending into a five foot backdrop. I tried a lot of techniques and materials, along with some ideas of my own, and I'll tell you all about it at this month's Black Swamp Division meeting (Friday, April 27, 7 PM). For more info about our meeting activities, check out Norm Cattell's column elsewhere in the TO. Also don't miss this meeting because we're going to talk more about our Summer outing plans!

See ya on down the line,
Dave McMullian, Superintendent

From the Editor's Desk

Ray Huber

And here we are, looking at possibly the last Train Order for the season. It's been a fun filled season with lot's of new ideas, thoughts and good old model railroading to be shared with all. The best part is, we did in fact welcome some new friends on board. On top of that, the last few meetings have been record breakers as far as attendance goes. Given that and some of the great clinics that were presented, I'd say it was a great season.

Looking ahead, Superintendent McMillian is planning our Spring/Summer outing. To date, it looks like we are heading West to the Elkhart, Indiana area some time in July. We've been told there are some great layouts in the area and better yet, a chance to visit a real hobby shop/s. More info coming as I get it.

Speaking of looking ahead, it was suggested at our last meeting to starting thinking about a new slate of officers. Granted, there have been some (key word - SOME) changes in the Board this season, but it's time to consider new faces. I'm sure there are members that have said, "I can do that!" Well now's the opportunity to step up and be counted. That goes for all positions within Division One that make up what we are. Give it some thought and get on the ballot! The only thing that can happen is, you might have fun being part of Division One.



A handwritten signature in black ink that reads "Ray Huber".

COMING ATTRACTIONS

GRAND RIVER VALLEY RAILROAD CLUB - WYOMING, MI WWW.GRANDRIVERVALLEYRRC.ORG

LISTING OF TRAIN SHOWS & NMRA EVENTS 2017 - 2018 MI, OH, & IN

10/27/2017

DATE	SHOW	LOCATION	SHOW SPONSOR
4/29/2018	Muskegon Train Show	Muskegon, MI - LST 393	Muskegon RR Hist. Soc. 231-670-0751
5/5/2018	TCA - Springtime Train Meet	Cleveland (Parma), OH - UAW Hall	TCA - Lake Erie Chapter 440-845-2700
5/5/2018	11th Annual National Train Day	Toledo, OH - Toledo Amtrak Station	Bill Gill, 419-241-9155 x134
5/5/2018	Model Train Days (2 Days)	Painesville, OH - Painesville Railroad Museum	Painesville RR Museum 440-417-6746
5/6/2018	Great Midwest Train Show	Wheaton, IL - DuPage County Fair Grounds	greatmidwesttrainshow.com
5/6/2018	Blue Water Railroad Show & Swap Shop	Port Huron, MI - Blue Water Convention Center	Blue Water Convention Center 810-201-5513
5/17/2018	NMRA Mid-Central Region Convention	West Chester, OH - Cincinnati Marriott North	NMRA MCR Cincinnati Div. 7
5/20/2018	Durand Model Train Show	Durand, MI - Durand Middle School	Tim Colton 810-845-4908
5/20/2018	Montpelier Trainside Modelers Train Show	Montpelier, OH - Holiday City Quality Inn Convention Center	Jim McPike, 419-298-2441
6/2/2018	Bradford Railroad Heritage Festival	Bradford, OH - Bradford Railroad Museum	Bradford Railroad Museum (740) 653-2220
6/3/2018	Great Midwest Train Show	Wheaton, IL - DuPage County Fair Grounds	greatmidwesttrainshow.com
6/10/2018	42 nd Annual Kane County Railroadiana & Model Train Show	St Charles, IL - Kane County Fairgrounds	RussFierce@aol.com, 847-358-1185
7/28/2018	Railroad Heritage Wkd Show & Swap	Van Wert, OH - Van Wert Co. Fairgrounds	Jan Dunlap 419-238-4207
8/12/2018	Great Midwest Train Show	Wheaton, IL - DuPage County Fair Grounds	greatmidwesttrainshow.com
8/18/2018	Everett's Train Show	Marion, OH - Marion Union Station	740-351-1798

DIVISION ARRTACTION

April Black Swamp Clinic Corner

Hard to believe it is already the last meeting of the 2017-2018 Black Swamp Division! This year we have had clinics on operation, different materials used in building structures, 1950's Perishables Operations by Rich Mahaney, making pine trees, Scenery Tips by Bill Neale, and several other mini clinics. The April meeting will include clinics on making deciduous trees and an intro to the first layer of scenery. We will also have a clinic on small layout design and operation based on the Milwaukee Beer line.

Please bring any tools, tips, or techniques to share with Division 1 or any model railroad plans you have for the summer as well as suggestions you may have for clinics for next year. See you on April 27th!

Norm Cattell

Twenty-five Years of Model Railroading.

It really all started 70 years ago when I got a Lionel train for Christmas. The ping pong table was confiscated and many hours of fun for many years until girls and career took precedence. When my oldest son was 9, I decided he needed to learn about soldering and trains. I traded in the "olde" 027 for the more popular HO stuff and got a new ping pong table. We had a ball following "How to Build a Rail Road" and soon had [a] two train operation. A few years later my second son helped me complete the scenery.

In 1992 we built a retirement home with the vision of a large layout in the basement. Kevin Endriss and Mike Finkler helped me plan and build the new empire, the "Seneca and Scioto Rail Road". An Erie subdivision that ran between Portsmouth Ohio and Toledo with a Pennsylvania RR interchange. Some of you may remember several articles about building the layout that were published in the monthly Division 1 newsletter.

Well here we are over 25 years after the move and we are moving again. What am I going to do with 3 rooms of scenic-ed railroad, many engines, hundreds of cars, bridges, buildings, etc? Here is my story of how I scaled down.

I felt I had some well built structures and upgraded rolling stock that I wanted to let the local modelers have first shot at buying. Ray Huber published my letter and the open house brought many to see what I had. I used the layout for tables to display my goods, which worked out well. About a third of my stuff was going to new homes. (*I wish I would have had another weekend sale but time was a problem.*)


I put as many cars and locomotives in their original boxes as possible. (*I wish I hadn't thrown out so many boxes.*) I carefully removed structures and turnouts so they could be reused if possible. It took several weeks as I tried to recover as much as I could. Then came the dismantling of the scenery and bench work. A sabre saw and a drill with screw bit did the job. It was one section at a time. About 1000 screws later I had a pile of "L" girder beam and joists for sale or fuel for the backyard fire-pit. (*It seems a shame to burn up several hundred dollars worth of lumber when a new layout could use it. Anyone interested?*) I also had a dozen 55 gallon sized contractor garbage bags of rubble. I found out that my garbage collector would take 5 extra bags for only \$8. Hum, problem solved!

Now that the layout was gone I had to get the train room repaired and time was running short. I had painted the scenery directly onto the dry wall and I had several holes or tunnels through the walls into staging and loops. I hired some help to plaster the holes and paint so the next tenant can have a proper space. What a relief when that was done. However I still had several large plastic boxes full of rolling stock, turnouts, DCC stuff and unsold structures. The plan was to sell as much as I could at the train and toy flea market at Owens. That was a good decision as I was able to sell almost another third of my inventory.

What am I going to do with the rest? Fortunately I have 6 grandsons, some of which are interested in having a keepsake from Grandpa. I plan to box up a small train for each with the hope that they too will get the bug and keep our wonderful hobby going. I've also had success using E-bay to sell stuff at a decent price. In the future I will continue to use on-line sales and maybe another flea market. I still have all my tools as I hope to be able to build models in the future.

Al Grigsby,
Superintendent of the S&SRR

LANSING



LASHUP


**NCR-NMRA CONVENTION
OCTOBER 11 - 14, 2018
LANSING RAMADA HOTEL AND CONVENTION CENTER
Hosted by Capital Division (Division 5)**

CONVENTION THEME: "Bringing Your Layout to Life"

CONVENTION FEATURES

- **Excellent Convention Facilities**
- **Over 30 Clinics with Many Featuring Scenery**
- **Several Operating Sessions**
- **Reduced Rate for Lodging**
- **Saturday Evening Dinner with Speaker, Chuck Geletzke, Jr**
- **Over 20 Layouts to Visit**
- **Modular Railroads on Site**
- **Room for Family Members to Relax or Work on Crafts**
- **Prototype Tours**
- **Model Showcase Display Room**
- **Evaluation of Models Available Upon Request**
- **And Much More**

For More Information: nmrancrdiv5.com



LANSING LASHUP 2018

National Model Railroad Association
 North Central Region 2018 Convention
 October 11 - 14, 2018

Ramada Convention Center
 7501 W. Saginaw Highway, Lansing, MI 48917

Hosted by Capital Division (Division 5)
 Website: nmrancrdiv5.com | Email: nmrancrdiv5@gmail.com
 Tel: 517-256-3588

Registration Form

(additional details regarding registration items and lodging can be found on the convention website)

Registrant Name: _____ MMR No. : _____
 Name on Badge: _____ Your Email: _____ Phone No: _____
 Names of Family Members Attending: _____
 Street Address: _____
 City, State, Zip Code: _____ Main Scale Modeled: _____
 NMRA Region: _____ Division: _____ NMRA ID No: _____

Registration is for only one person. Non-paid family members can purchase Saturday dinner and partake in family activities & layout tours. Young persons under age 18 can participate free if accompanied by a paid adult.

Proto tours have limited space.

* Polo and denim shirts must be ordered by Sept. 15, 2018. No shirts will be sold on-site.

See website for special rate details for lodging.

Registration

	Price	Total
Early Bird NMRA Member (by September 15, 2018)	\$50	_____
Early Bird Non-NMRA Member (by September 15, 2018)	\$60	_____
NMRA Member (after September 15, 2018)	\$70	_____
Non-NMRA Member (after September 15, 2018)	\$80	_____
Day Pass (Circle: Friday or Saturday)	\$30	_____
Registration Subtotal		_____

Extra Fare Activities & Merchandise

	Total Quantity	Price	Total
Friday Evening Huckleberry Railroad Back Shop Tour	_____	\$10	_____
Saturday Morning Steam Railroading Institute & Great Lakes Central Railroad Proto Tour	_____	\$10	_____
Sunday Morning Adrian & Blissfield Railroad Proto Tour	_____	\$10	_____
Saturday Dinner (Chicken)	_____	\$25	_____
Saturday Dinner (#___ Salmon; #___ Prime Rib)	_____	\$30	_____
Polo Shirt (#___ S; #___ M; #___ L; #___ XL)*	_____	\$30	_____
Polo Shirt (#___ 2XL; #___ 3XL; #___ 4XL)*	_____	\$33	_____
Denim Shirt (#___ S; #___ M; #___ L; #___ XL)*	_____	\$30	_____
Denim Shirt (#___ 2XL; #___ 3XL; #___ 4XL)*	_____	\$33	_____
Extra Fare Subtotal			_____

Total (Registration + Extra Fare) _____

Make check payable to: Division 5, NCR, NMRA
 Send completed form and payment by October 1 to:

NCR2018 Registration
 ATTN: Ron St.Laurent
 4168 Mariner Lane
 Okemos, MI 48864

NOTICE

TO ALL!

Here's a request from Division member/s looking for a special item you might have stashed away on a shelf in your supply closet or just sitting around gathering dust. We mentioned this service at Division a couple of times and this is our first request. If you can help, the contact info is included with the notice.

The Editor

Item #1

Steve Kellogg is looking for the item shown in the picture to the right. It's an Atlas product and was used as a switch controller. I have never seen one. Maybe you have and, better yet, have one or know where there is one or more. If so, please contact Steve Kellogg at atsfmktrck@yahoo.com

The Editor



How long has Item #1 been in the Train Order? A long time! Well low and behold, I got a note from a Division member that has shed some light on the item in question. See below, it's interesting and answers the question!

Hello Ray,

I sent the following email to Steve who is looking for Atlas Turnout controller (Item 1 on the "Wanted" list).

Thought I would send this your way as well in case you wanted to stay up to date. Some day I hope to make a meeting now that the location is closer to me...

Thank you,
Jim Wolsiffer

"Hello Steve,
The control you are looking for was issued to Atlas Golden Club members a number of years ago as a free sample, it was later recalled though due to a design defect that could cause an issue with no plans to re introduce it by Atlas (as I was told by them). Many like me most likely kept the sample and I still have mine.

Sorry but I plan to keep mine...
Jim Wolsiffer"

On the Web

<https://www.youtube.com/watch?v=Ka7LC1jia64>

<https://m.youtube.com/watch?v=QTpEIb-SuoM>

From a friend of mine. If you like narrow gauge, you'll like this.

I found this interesting. There's one in Golden, CO.

<https://www.youtube.com/watch?v=mofvHQNmKWM&sns=em>

Dean

From Gary Chudzinski

Subject: Twentieth Century Limited

https://www.youtube.com/watch?v=LJ_JLznUJ3I

From Gary Chudzinski

Ray,

Here's something that may interest you....it will keep you busy for a long time sorting through the photos! There from the library of John R. Barriger III.

<https://www.flickr.com/photos/barrigerlibrary/>

Gary

No link from Gray Chudzinsky this month! However, he did send in this great picture of a grand NYC lady (Niagara 6026) complete with a full head of white smoke on a cold winter day.



The History Corner



NASBY TOWER 1980



WALBRIDGE 1970



ROSSFORD 1980



BELLEVUE 1979



MILLARD AVE—TOLEDO—1982

Lot's of young men spent there youth in a pool hall. It looks like Steve Kellogg spent his around railroad yards. Sure glad you did Steve because you have some great pics of days gone by. As they say, oldies but goodies!

Our thanks to Steve Kellogg

Member Layout



Thanks to Jim Wolsiffer for sharing his layout with us. Look's like it's going to be some layout. Lot's of UP loco's and some nice long runs to show them off.

Special Notice

If you are interested in modular railroading, you might want to read the following notice from Jim Treadaway. It appears they, Jim and friends, are looking for a new member. I belonged to a modular group years ago that was dedicated to running traction with 10" radius curves. We could run 4 cars at one time and that was before DCC was a household word. Spent many afternoons and evenings at the mall entertaining folks and saying yes, the overhead pole really works. It was fun!



Below is a notice I would like to place in The Train Order.

The NORTHWESTERN MODULAR RAILROADERS have an opening for a new member. We are a modular group that sets up an operating HO scale railroad at train shows or shopping malls, 3 to 4 times a year. We have monthly meetings usually on the first Sunday afternoon of the month. The club owns the 4 corners and each member builds and owns their own module. Modules are built to club standards to insure interconnect-ability. Modules may be built in any length that is a multiple of 4 foot. New members are expected to build a module within the first 12 months of membership. Club dues are \$15 per year which pays for the construction and maintenance of the corners and the club trailer to transport them.. The club has recently switched to DCC control and is working on construction of new lightweight corners. Being a member of a modular club is a great way to learn and practice new skills and pick the brains of some experienced modelers.

If you are interested send an e-mail to stinkycreek@hotmail.com. Or speak to one of the modular members who attend Black Swamp Division meetings. They are: Jim Treadaway, Steve Glass, Jeff Shoemaker, and Steve Kellogg

A NICE WAY TO SPEND A SATURDAY AFTERNOON

Montpelier Trackage Modelers RR Club's

Model Railroad Show & Swap

Sunday, May 20, 2018

10:00 a.m. — 3:00 p.m.

Quality Inn

13508 State Rt. 15, Exit 13 on the Ohio Turnpike, 419-485-5555

Holiday City, Ohio

Bring this flyer to the show for \$1 off Admission
Open house at the club layout in Montpelier 12-4 p.m
308 West Main St.

160 Vendor Tables
Operating Layouts * Free Parking
Food & Drink * Door Prizes
Wynn's Brunch 10 a.m. — 2 p.m.
Handicap Accessible

Admission: Adults \$5.00
Children 12 and under FREE with adult
Scouts in uniform FREE

For info. Contact:
Tables-Jim McPike 419-298-2441
jimcpike@gmail.com
General Information
Randy Bible 419-799-0513

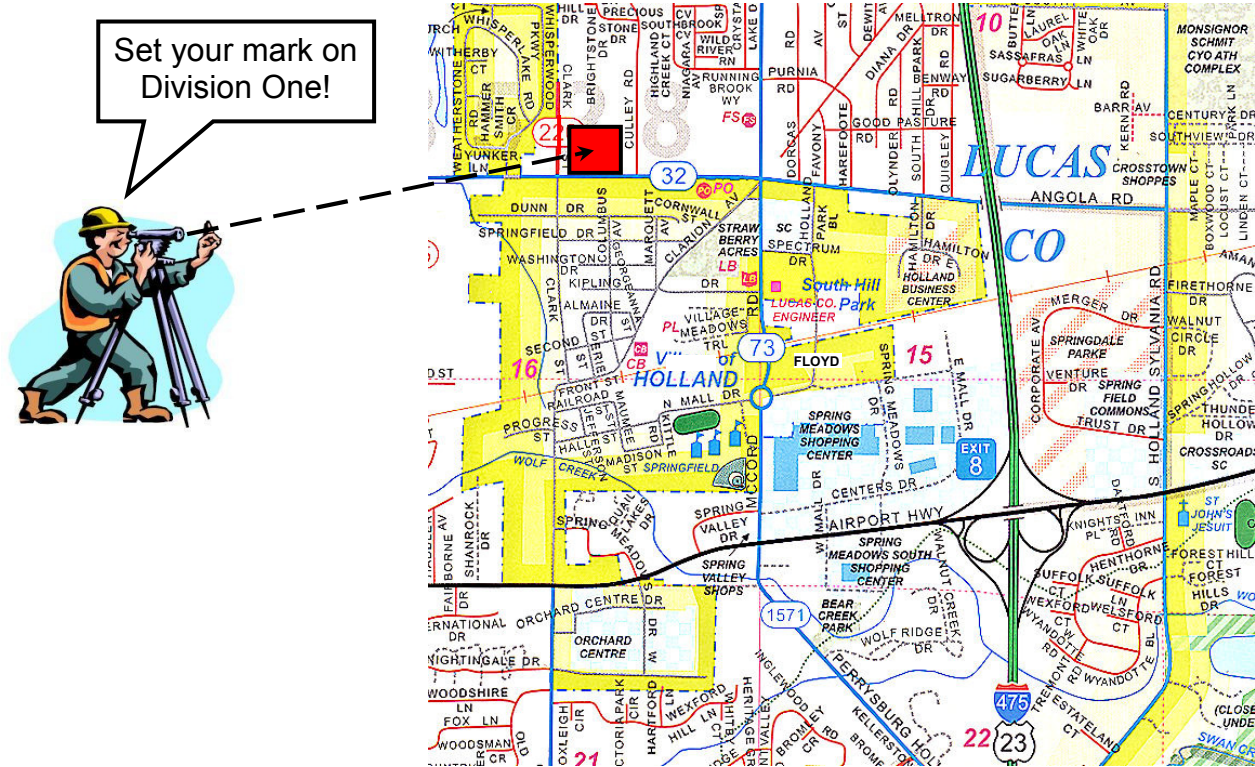


Find us on Facebook at
Montpelier Trackage
Modelers RR Club



Won't you come and join us—all are welcome.

We meet at the Proclaim FM Radio station (WPOS) located at 7112 Angola Rd. (north side) and Clark St. in Holland, Ohio, about 1 mile West of McCord Rd. See the location map shown below. The doors open at **6:00 PM** and the meeting starts at **7:00 PM**.



CURRENT OFFICERS 2014 - 2015

- Superintendent -Dave McMullian.....davemcmullian@earthlink.net
- Assistant Superintendent -Norm Cattell.....nacattell@bex.net
- Chief Clerk -John Roth.....jroth@bex.net
- Agent -John Gardner.....jgard2pb@aol.com
- Trainmaster for Services -Steve Kellogg.....atsfmktrock@yahoo.com
- Director at Large -Norris Hinds.....nphinds@embarqmail.com
- Director at Large -Ray Huber.....rahuber@bex.net
- Train Order Editor -Ray Huber.....rahuber@bex.net

Division One is a 100% NMRA membership organization. For insurance purposes, you are required to be a member of NMRA. Membership in NMRA grants you membership in both the North Central Region and Division One.